

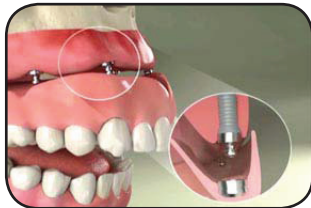
Placing Implant Overdentures

Upper Jaw

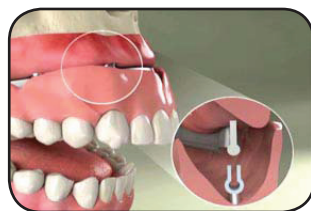
When all the teeth in an arch are missing, an excellent treatment for replacing them is a denture secured with implants.

Depending on your situation, the denture may snap onto the implants in your jaw, or it may clip to a bar that is attached to the implants. These systems keep the denture secure in your mouth, but allow you to remove it when necessary.

Although each case will be different, placing an implant-retained denture generally involves two phases. The first phase is the surgical placement of the implants. The second phase is fitting the dentures over the implants.



Implant overdenture with abutment for attaching overdenture

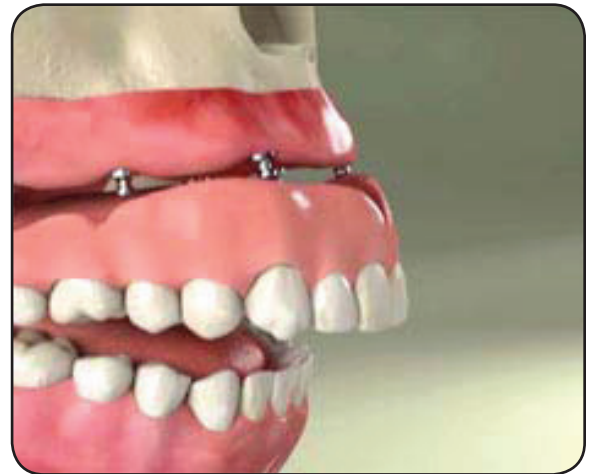


Implant with bar for attaching overdenture

The benefits of a denture retained by implants

Upper dentures retained by implants have several advantages. The implants slow or stop the loss of jawbone that occurs when teeth are missing. The dentures are stable in the mouth, and often they can be shaped so they don't cover the palate. This makes it easier to talk, chew, and taste your food. And the dentures are removable for easier cleaning and checkups.

With proper homecare and regular checkups, your implant-retained denture can provide you with a secure and natural-looking smile.



Placing the implants

For the surgical placement of the implants, your mouth is thoroughly numbed. Small openings are made in your gums, and then a channel is shaped in the bone to receive each implant.

Next, we place the bodies of the implants into the prepared channels. Covers are placed on the implants, and the gums are often stitched closed. During the healing period, you might wear a temporary denture, or your own denture may be modified to fit over the implants. Healing may take several months as the implants become fused securely to the bone.

Fitting dentures over the implants

The next phase starts with a series of appointments to create your final denture. Though some of the steps might be different in your case, they generally begin with gently exposing the implants. Then we take impressions and bite registrations of your mouth.

The lab uses these records to make an accurate model of your mouth, including the implants. They use the model to create a final denture that precisely fits the implants and your bite. After the denture is complete, we place it onto the implants, check the fit and your bite, and you have your beautiful final denture.